LCP150D-2W24V (Product No.:102200590101)

Tunable White(DT8)

Summary

LCP150D-2W24V is a constant voltage mode output LED driver. It supports DALI standard protocol and adjustment of brightness and colour temperature.

Product Features

- 2 channels of constant voltage output, each carrying 6.25A ; separately ; When carrying multiple loads, the cumulative load shall not exceed 6.25A
- Meet DALI protocol IEC 62386 DT8
- Wide input voltage of 120VAC ~ 277VAC
- Dimming effect smooth, no flicker
- Over load protection; short circuit protection
- IP20, suitable for indoor LED lighting application

Application

Technical Paramaters

Model	LCP150D-2W24V	
Input	Efficiency	92%@230VAC,Full load
	Voltage	120VAC-277VAC
	Frequency Range(Hz)	50/60Hz
	Power Factor	0.98@230VAC, full load
	THD(full load)	5%@230VAC, Full load
	AC Current(max)	0.85Amax@230VAC
	Standby power	<0.5W
	Inrush Current(max)	Cold start,40A@230VAC
Output	Current / Voltage / Power	6.25A/24VDC/150W
	Channel	2
	Voltage Tolerance	±5%
	Turn on delay Time	<0.5s, at230Vac (When the light begins to shine)
Function	Dimming Type	DALI Dimming
	Dimming Range	0.1%-100% Dimming to off
Protection	Over load	Hiccup, recovers after fault condition is removed
	Short Circuit	after fault removed Close output ,the output current recovers automatically
Safety& EMC	Surge	L-N:2KV
	Withstand Voltage	I/P-O/P: 3750VAC/1min/5mA
	DALI Standard	IEC 62386-101: 2014, IEC 62386-102: 2014; IEC 62386-207: 2009, DALI 2.0
	Safety Standards	EN61347, GB19510
	EMC Eission	EN50515, EN61000-3-2
	EMC Immunity	EN61000-4-2, 3, 4, 5, 6, 8, 11; EN61547
Others	Working Temp.	-20°C~50°C
	Storage Temp., Humidity	-40°C~85°C, 20-90%RH
	tc	90°C
	Material	PC
	IP Rating	IP20
	Lifetime	50,000h@tc:80°C
	Warranty Condition	5 years
	Switch Cycle	25,000 times
	Packing(weight)	Net weight: 730g±5%/PCS; 25PCS/Carton;19kg±5%/Carton; Carton Size:377*241*196mm(L*W*H)
	Dimension	360*40*32mm（L*W*H）

The maximum output voltage of 1ch is 96%, and that of the other 1ch is 4%

Dimension(mm)

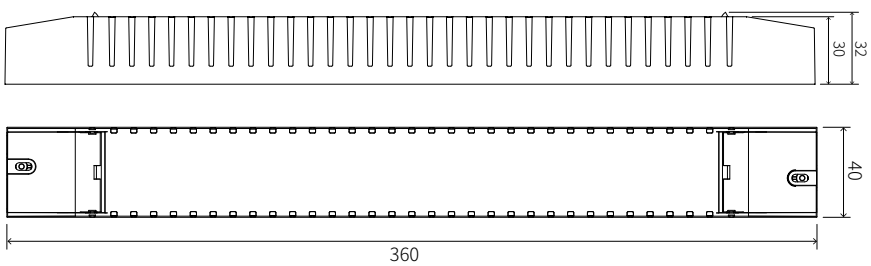

DALI Wiring

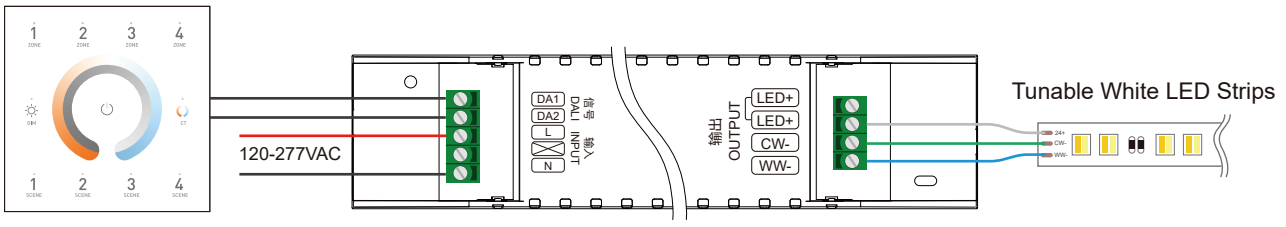

Tunable White Panel

Dimming Curve

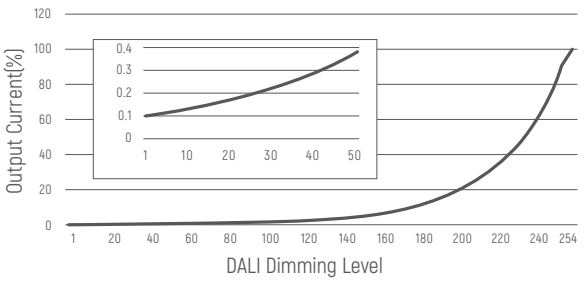

Cautions

1.This product should be installed by qualified personnel.

2.This product is non waterproof, need to avoid sun and rain.In case of outdoor use, please ensure it is mounted in a water proof enclosure.

3.Good heat dissipation conditions extend product life. Please install the product in a well-ventilated environment.

4.Please make sure LED power supply output voltage, current is used to meet the product requirements.

5.Please ensure that adequate sized cable is used from the controller to the LED lights to carry the current. Please also ensure that the cable is secured tightly in the connector.

6.Due to safety concerns, PVC or rubber cord of 0.75- 1.5mm² is recommended for input and output terminal(s)(excluding signal terminals). Flat power cord is not suitable.Ensure all wire connections and polarities are correct before applying power to avoid any damages to the LED lights.

7.In case of malfunction, do not repair it yourself.

※ The contents of this manual are updated without prior notice. If the function of the product you are using is inconsistent with the instructions, the function of the product shall prevail.Please contact us if you have any questions .